


A catalogue of
kitchen and bathroom
renovations, by
EUT 335E students

Fall 2021 - Online



Space Organization

Space Organization, a 3-credit elective course was among the online courses offered during 2021 Fall semester in Department of Industrial Design, Istanbul Technical University. The main objective was to treat “space” as a “product” and introduce industrial design students to the process of designing spaces within scope of basic design principles. Each student in the class acted as both a designer and a client. In completely randomly selected teams, clients were matched with designers to undertake the redesign of bathrooms or kitchens in their own dwellings (apartment, dormitory or flat). We are happy to share the before-after results with this catalogue.

CONTENTS

08

Alp
Şeker

10

Ammar
Badawy

12

Bedirhan
Çakıroğlu

14

Bigenur
Efe

16

Can
Garip

18

Cihan
İkizoğlu

20

Dilan
Mirioglu

22

Ece
Ünlü

24

Eda
Demir

26

Ezel
Biton

28

Gamze
Uğrlukişi

30

Gökhan
Türker

32

Halis Berke
Güler

34

İnci
Çelikbaş

36

İpek
Özcaş

38

İrem Nur
Balkan

40

Sude
Kartalbaş

42

Uğur
Zülkadiroğlu

06

Alp Can
ERSÖZ

Designer:



Alp Can
ERSÖZ

ersoza17@itu.edu.tr

Client:




İrem
CEBİROĞLU

Storage units, Modern, Spa-
like, expensive look, Pure,
Relaxing

“

”



We need lots of storage areas because there are too many shampoo, creams etc. We are a color loving family, it is important to use colors wisely. it needs lighting revision. we want to feel comfortable while using inside. It can be spa-like experience.

Designer:



Alp
Şeker

sekeral18@itu.edu.tr

Client:



Ezel Biton

“ Multipurpose bathroom for house guests and residents to share & both feel comfortable. ”



This is the master bathroom for my client's house, and she wanted to make this bathroom feel spacious and formal while fitting in a tub, washer, dryer and other bathroom furniture. She wanted the bathroom to have a formal look yet still feel comfy and cozy for everyday use. We started to think of the bathroom as a place to stay rather than going in and out because of any needs.

Designer:



Ammar
Badawy

badawyahmed20@itu.edu.tr

Client:




Alp Şeker

“

A spacious & multipurpose
kitchen and living area that
allows multiple residents to
use the workstation at the
same time.

”



The focus for this redesign was to bring together the living room and kitchen areas, unifying them seamlessly. The disjointed kitchen parts were turned into cooking and prep areas accordingly. The dining and living areas were swapped around, making use of the single window for better lighting, as well as giving it a more homey feel.

Designer:



Bedirhan
Çakıroğlu
cakiroglub18@itu.edu.tr

Client:




Eda Demir

“

I want more storage space and shoe racks in the kitchen and hallway. I don't like vibrant colors.

”



Contemporary, bright, metallic, and small. Since it is a small kitchen, I added extra storage spaces and a moving separator unit. Included copper details on lamps and electrical sockets. While adding freshness to the space with white color, I also provided contrast with gray color.

www.behance.net/bedirhanckr

Designer:



Bigenur
Efe

efe17@itu.edu.tr

Client:



Gamze
Uğurlukişi

“

A space-saving kitchen
spaces inspired by retro
and minimalizm, and it can
also be transformed into a
seating area.

”



The kitchen of a 2+1 house with an approximately 7.10 m², where three girlfriends live together, is redesigned. It is aimed to design an active kitchen. At this point, an built-in cabinet area is created, while the top counter turns into a bar counter thanks to the movable additional counter. In addition, an expanding seating area for up to 6 people is created thanks to the movable bench and the poufs stacked under the table. Finally, the transition area between the balcony and kitchen has been transformed into a more aesthetic thanks to the panel curtains and the wall recessed door.

Designer:



Can
Garip

garip17@itu.edu.tr

Client:



Gökseven
Özdemir

“ Spacious, Organized,
Practical, Retro, Attractive. ”

”



The project is a spacious, useful, practical and organized kitchen design. It is desired to make the user feel comfortable in the place and to make the place an attraction point of the house. A solution should be provided in terms of lighting for the space that does not receive natural light. The design should give a nostalgic feeling in itself and the spacious feeling of the space should not be broken.

Designer:



Cihan
İkizoğlu


ikizoğluc19@itu.edu.tr

Client:



Alp Can
ERSÖZ

“ I wish this place, which is mostly used by athletes and dormitory students, would have an interactive and warm atmosphere, would be soundproofed, equipped with practical kitchen and living area ideas, and well brightened. ”



In order to increase the interactivity and chat environment in the space, I made use of warm and lively colors. In addition, I've solved both the lighting and sound echo problems with regional lighting and sound insulation panels. I paid attention to the placement of items and turned to ergonomic space solutions. While trying to create a more intimate atmosphere in the common living area, I defined a more classic look to the kitchen. I placed some necessary kitchen and living room equipment for athletes and students in the appropriate sections.

Designer:



Dilan
Mirioğlu
mirioglu17@itu.edu.tr


Client:



Işıl Kırbiyık

“A tiny bathroom design for two people according to the client's needs and aesthetic. Managing small spaces, arranging storage areas that enable multiple usages and designing a spacious bathroom are the challenges of this project.”

”



A small bathroom that has a lack of storage as the main issue turned into a spacious and modern bathroom that offers functionality. The bathroom is designed for two women who need flexibility and practicality in their life. Different areas according to actions are defined to support simultaneous usage. Clients have their own private storage spaces for their different kinds of products. The purpose of the newly designed bathroom is to be separate as a personal bathroom for clients while common usage.

Designer:



Ece
Ünlü
unlue17@itu.edu.tr

Client:



İnci
Çelikbaş

“

I want a big and cozy kitchen
where I can spend more time
with my family.

”



The kitchen and living room, which were combined to increase the usage area, were redesigned in a Scandinavian style. With the arrangements made in the kitchen section, the user's problems were solved by providing more storage. A coffee corner dividing the kitchen and living room was designed for a family that enjoys spending time together. A simple, useful and at the same time cozy kitchen was designed with the use of oak wood and mint color.

Designer:



Eda
Demir
---@itu.edu.tr

Client:




Karen Nihal
Aksoy

“

Natural stone, extra storage,
pastel colors

”




In general, I want the warmth of wood and the use of natural stone in the bathroom. At the same time, the storage space can be increased. In addition, the shower cabin must be integral with the floor.

Designer:



Ezel
Biton
biton18@itu.edu.tr

Client:



Halis Berke
Güler

“ Solving the step problem,
Gaining storage space,
Increasing the distance of the
toilet and shower cabin. ”



The concept aims to create a space that will allow the user to move more comfortably in a single student house. In terms of color palette, brown and beige tones were used by blending them. An effort was made to create a nostalgic atmosphere with the use of bronze accessories and a warm atmosphere with the use of wood.

Designer:



Gamze
Uğurlukişi
ugurlukisi18@itu.edu.tr

Client:





Dilan
Mirioğlu

“

A compact bathroom,
inspired by naturalness,
pureness and minimalism is
desired.

”



At the first stage, problems of bathroom has been solved, which is lack of storage, darkness and wrong positioning. While solving problems, naturalness and minimalism were not compromised. Freshness was provided with wooden touches and plants. Whiteness and simplicity were predominant. The flow due to user actions is optimally resolved in the plan.

Designer:



Gökhan
Türker

turker18@itu.edu.tr

Client:




Cihan
İkizoğlu

“


Re-organized and simplified
cooking environment with
new color palette.

”



The kitchen was repaired and redesigned over the time which in a way of not compatible with previous design. This made kitchen look complex and untidy. So I tried to get rid of all kitchen furniture and changed them with simple versions. Also, due to shape of room, kitchen was limited to use. So I made a bar in front of the window which allows to users make their job easily and chill with a cup of coffee whenever they want to.

Designer:



Halis Berke
Güler
gulerha19@itu.edu.tr

Client:




Bigenur
Efe

“

I want my kitchen to be
redesigned in a modern and
spacious way and to increase
the storage areas.

”



A family kitchen for 4 people has been redesigned to make it feel modern, timeless and spacious. An integrated kitchen nook, which has storage and is combined with the cabinet, was designed for the family to have a pleasant time. Cabinets were reorganized and their capacity increased. It was aimed to get full efficiency from sunlight and additional lighting solutions were applied. As a result, kitchen has been completely redesigned so that each of the family members can get the best experience in this living space.

Designer:



İnci
Çelikbaş
celikbasi17@itu.edu.tr

Client:



Ammar
Badawy

“

A minimal, practical, and
stylish space with a touch of
art deco.

”



The space is a shared kitchen used by four people. It is about 14 m² and consists of two main zones: kitchen and social zone. The kitchen experience is aimed to be improved by creating a workflow that is practical while maintaining a minimal aesthetic with addition of smart kitchen solutions for storage and lighting. By defining the kitchen area better, it is aimed to provide a smoother transition to the social area.

<https://www.behance.net/incicelikbas>

Designer:



İpek
Özcaş

ozcas17@itu.edu.tr

Client:



Yahya
Berke Çipli

“The project aims to break down the original bathroom experience to a more compact and easy-going bathroom experience flow.”

”



A small bathroom for 2 people with a lack of storage area is now turned into a dreamy bathroom with enough and organized storage for both the users. Emphasis are mainly focused on a united bathroom experience with enhanced materials, layouts and products. Spaces inside the bathroom are well organized to make sure the users are always in the right flow while experiencing.

Designer:



İrem Nur
Balkan



balkani16@itu.edu.tr

Client:



Nisa Eser

“The kitchen, which provides ample storage space in a small area, emphasizes white and cleanliness, and stands out with its details.”



The kitchen is combined with the living room and is used only by the female student living in the house. It consists of two main zones: the kitchen and the living room. Adding smart kitchen solutions for storage and lighting, on the other hand, the unity and harmony of the living room, entrance and kitchen is aimed by bringing in the kitchen with minimal, practical and easy-to-use, difficult-to-use spaces that are away from a clean look and crowded image.

Designer:



Sude
Kartalbaş

kartalbas19@itu.edu.tr

Client:





Bedirhan
Çakıroğlu

“

A Scandinavian style dark
roof bathroom

”



Our main goal was to make this place feel industrial and serious while preserving the cozy elements of Scandinavian design. It was important to use the roof space wisely and built the whole bathroom around it. The blue hardware is a redemption to all Scandinavian designers.

Designer:



Uğur
Zülkadiroğlu

zulkadiroglu18@itu.edu.tr

Client:



Ece Ünlü

“ Requirements and problem definition in summary are colliding circulation, insufficient storage and top cabinetry that are out of reach. The client also requests a special 'coffee corner' to lighten up the space. ”

”



The project is the renovation of a 6.18m² kitchen which is to be used by 2 active clients and that would contain the storage of 3 householders. The zoning has been reworked to suit a healthy workflow from right to left, as entering and leaving. The main textures are inspired from Scandinavian design, with the addition of a terrazzo countertop. The coffee corner has been placed with respect to the large window, with a collapsable table that can serve up to 3 for a sun-bathed meal.



Course Coordinator:

Layika Ney Ece Arıburun Kırca ariburun@itu.edu.tr

Course Assistant:

Sena Semizoğlu semizoglu@itu.edu.tr

Graphic Design:

Ammar Badawy badawyahmed20@itu.edu.tr

Content Editor:

Ece Ünlü unlue17@itu.edu.tr

Content Coordinator:

Sude Kartalbaş kartalbas19@itu.edu.tr